

Year 4 - Spring **Art Knowledge Organiser**
Topic **Land Art**
 Links to other year groups: Year 7 Exploring Sculpture.

Key Vocabulary & Skills:

artist – someone who creates artwork such as paintings, collages, drawings and sculptures

style – an artistic style describes the way a piece of artwork looks; the manner in which the artist portrays his or her subject matter

materials - what is used to create a picture

composition – how the elements of work are arranged

medium – the materials the artwork is made from

Land Art – art made in the landscape, sculpting the land itself into earthworks or making structures in the landscape using natural materials such bark, rocks, twigs, stones

sculpture – the art of creating objects in two or three dimensions – length, width and height

form – to form a 3-dimensional shape and is fundamental in sculpture

rural - characteristic of the countryside

environmentalist – a person who is concerned about protecting the environment

installation – a term to describe a large scale, mixed media construction often designed for a specific place or temporary period of time



mixed media – in visual art, mixed media describes artwork in which more than one medium or material has been used

Timeline of artists/movements:

Land Art is an art movement that emerged in the 1960s & 1970s.

Biography:

- Andy Goldsworthy is a British sculptor, photographer & environmentalist.
- He likes to create works in a natural landscape, using natural materials, such as brightly coloured flowers, icicles, leaves, mud, pinecones, snow, stones, twigs and thorns.
- He is most well-known for works such as *Storm King Wall*, *Composition VII* and *Wet Feathers/wrapped around a stone*.
- Although he occasionally uses power tools & help from others, most of Goldsworthy's sculptures are made using only his bare hands.
- Goldsworthy was born in 1956 in Cheshire; he grew up around Harrogate, Yorkshire. He lives & works in Dumfriesshire, Scotland.



Storm King Wall (1998)
 This is Andy Goldsworthy's largest single sculpture & his first permanent work in the United States. It is the style of a traditional British agricultural wall, but snakes in and out of the trees at the sculpture park in Hudson Valley. It then descends into a pond before emerging at the other side.



Refuge d'art (2002)
 This is a 150km course in the Haute-Provence geological nature reserve in France. It typically takes hikers 8-10 days to do the hike, visiting one of the 3 'sentinels' (as shown in the picture) on a day's walk. The sentinels are mounds of rough stones that are built into an ovoid shape.



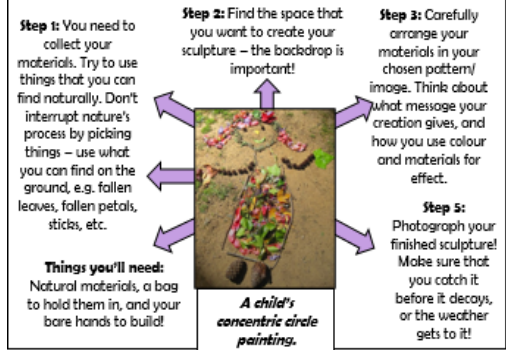
Drawn Stone (2005)
 This is at the de Young Museum, California & includes a continuous crack in stone running to the entrance of the museum using large Appleton Greenmore Stone from Yorkshire. The line represents the Faultline upon which San Francisco is built.

Key Artists/Movements:

Andy Goldsworthy – creates artwork in a natural landscape using natural materials. He often photographs his work to observe changes over time.

Styles and Techniques	
Sculpture	<ul style="list-style-type: none"> -Sculpture is a type of visual art that operates in three dimensions (as opposed to 2-D art, e.g. paintings). -Sculpting used to always consist of carving into stone, metals, ceramics and wood, but since the Modernism era in the 19th/20th centuries, there is now more freedom in materials used and the process. -Modern sculptures can use almost any material, and can involve assembling, welding, casting and modelling. -Many new and different styles of sculpture have emerged.
Earth Art	<ul style="list-style-type: none"> -Earth art is also known as land art or Earthworks. -It is an art movement that began in the 1960s and 1970s, mainly taking place in the UK and the USA. -This type of art uses the materials of the earth for building sculptures. Examples of materials used could be rocks, soils, plants, water, and vegetation. -Due to the rural (and sometimes inaccessible) setting of Earth art, many sculptors choose to take photographs of their work to use in art galleries. -Some Earth art stands out in its setting, however Goldsworthy prefers to create sculptures that blend with the environment. Goldsworthy often works with flowers and petals, aware that they will decay. He therefore uses photography to catch his works 'at their height.'

How do I create sculptures like Goldsworthy?



Nizar Ali Badr – Syrian artist.

We will explore a range of Land Art & sculptures.

Andy Goldsworthy Timeline

July 25th, 1956 Goldsworthy is born in Sale Moor, Cheshire.	1969 Begins to spend his weekends working on a farm.	1974 He is accepted as a foundation student at Bradford College of Art.	1975-1978 He begins to explore the outdoors as an art studio whilst at University.	1982 Marries the sculptor Judith Cregdon, and they move to Scotland.	Mid-1990s By this point he has become a renowned sculptor.	1997-1998 Creates <i>Storm King Wall</i> .	1999 Creates <i>Wet Feathers...</i>	2000 Receives an OBE for his services to art.	2002 Finishes creating <i>Refuge d'art</i> .	2005 Creates <i>Drawn Stone</i> .	2018 2nd documentary of Goldsworthy released: <i>Leaning into the Wind</i>
---	--	---	--	--	--	--	---	---	--	---	--

Lesson 1	To know and understand what Land Art is and why some artists may choose to create art in the landscape
Lesson 2	To explore Land Art and to learn about great artists – Andy Goldsworthy.
Lesson 3 & 4	To plan and create our own Land Art using materials found in the environment. To evaluate our own composition.
Lesson 5	To create a piece of art to illustrate our own Refugee Narrative in the style of Nizar Ali Badr. To explain and evaluate our own work.
Lesson 6	To create a piece of Land Art on Thurstaston beach during the Year 4 field trip. To evaluate our own work.